

I ENG

VPR-4WD

4 wheels Cold wire feeder
with digital control

carpano.it

VPR-4WD

4 wheels Cold wire feeder
with digital control



We reserve the right of modifying the technical features of machinery as stated herein and we do not respond for any printing mistake.

All rights reserved. Text and images can be reproduced only after our written authorization.

- The updated version is the one in our web site

VPR-4WD is a 4 wheels wire feeder with DC motor with encoder that can grant invariability and precision in wire feeding during TIG and Plasma processes either in “cold wire” mode or in “hot wire “ mode.

The product has been conceived for modular use so as to meet all the needs:

- Manual with torch to be hold with hands: in this case the wire feeder will manage all the job
- Automatic with wire feeder provided with programmable controller, but managed together with other equipments
- Automatic with wire feeder without its own programmable controller, but managed directly by machine's PLC.



- 01. VPR-4MOT gearmotor group
- 02. VPR-4RC control panel
- 03. VPR-4RCS panel support
- 04. VPR-4SUP transport frame
- 05. VPR-4BOB wire reel holder

Technical data

01. Feeding

- 5m cable, 230V, mono
- power 100VA

02. 5 pins connector for inputs/outputs

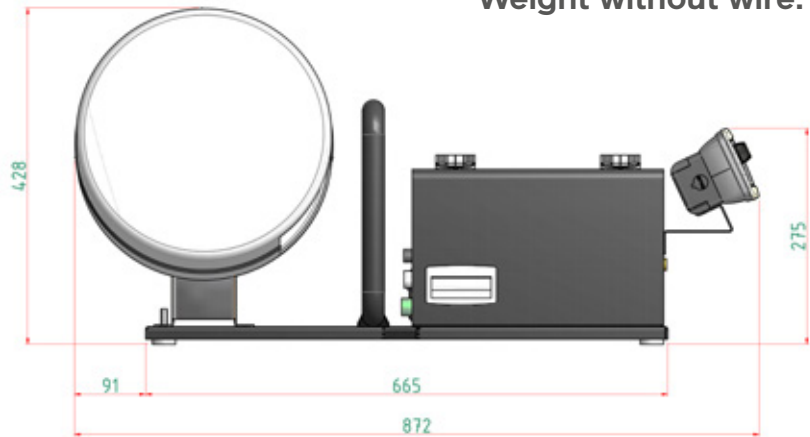
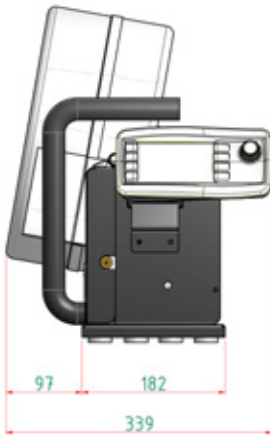
- welding trigger output
- START input
- arc ON input

03. Control panel connector, 1m standard cable, 5-10m extensions upon request

04. Fuse


Other data:

- wire speed from 100 to 4430 mm/1'
- wheels diameter 0.6 - 0.8 - 1.0 - 1.2 - 1.6
- motor power 100W with encoder




Weight without wire: 15Kg

Weight: 7.5Kg



Accessories

- 01. 3D-WIRE, 3 axes wire adjuster
- 02. CEFF, 4 axes wire adjuster
- 03. Manual torch with cold wire kit
- 04. steel sheath, up to 4m.



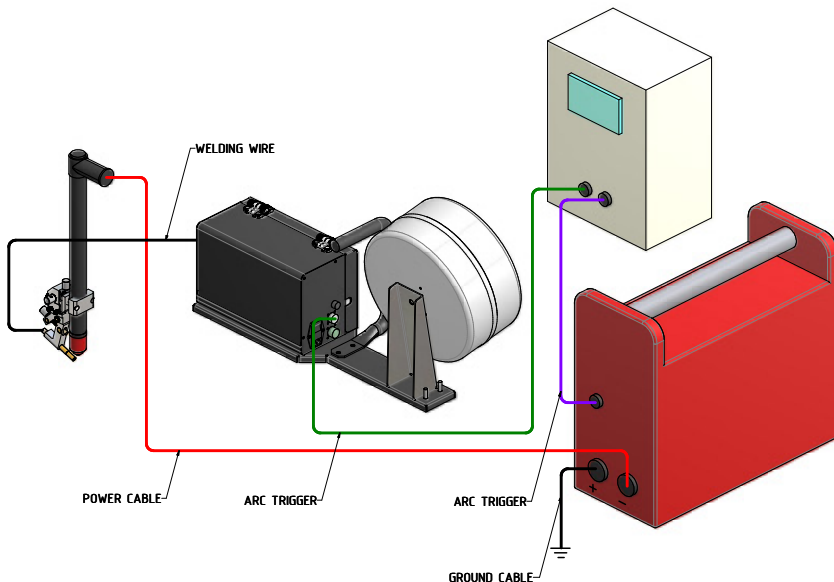
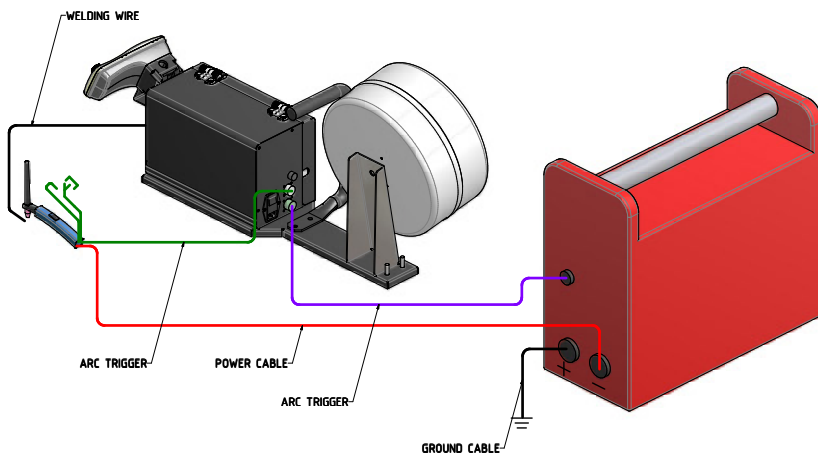
Manual use: example of connection

In this case VPR-4WD manages the work cycle:

- Operator operates torch connection
- (impulsive or continuous)
- Wire feeder turns on the arc
- After preset time the wire runs
- Operator turns off torch connection
- (impulsive or continuous)
- Stop wire, with preset going back
- Arc off after preset time

Automatic use: example of connection, with management by PLC or by external equipment

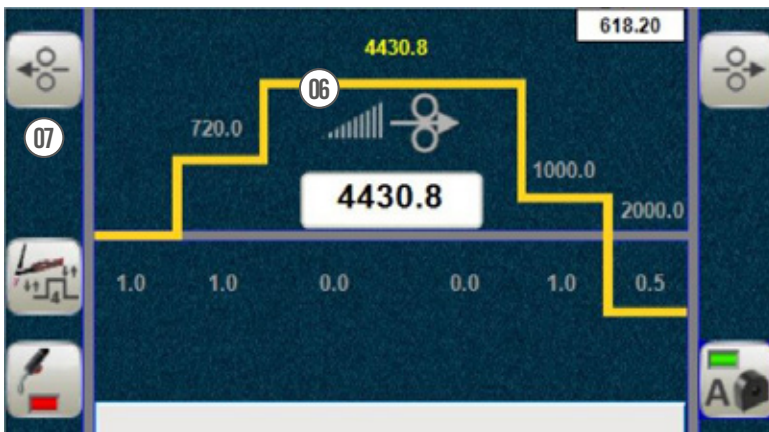

In this case PLC manages the work cycle bypassing control panel. PLC communicates directly with the machine.



Control panel description

- 01. VPR4.P001 Control panel
- 02. VPR4.013 Remote control support
- 03. USB door for software updates
- 04. Multifunction knob
- 05. Single function buttons

- panel extension cable available with 5 and 10m length



Knob 4 manages all the parameters. Pressing the knob it is possible to chose the function which parameter has to be modified. The function will be shown by the display. Now turning the knob it is possible to modify the parameter.

The active function appears inside 6 area.

Functions 7 that appear on the side of the display can be selected by single function buttons 5 located beside them.

Multifunction knob

- wire start delay
- start speed
- start speed duration
- work speed
- final speed
- final speed duration
- wire going back speed
- wire going back duration
- emission time
- stop time

Single function buttons

- arc trigger on
- arc trigger off
- impulsive mode
- continuous mode
- arc on input enabled
- arc on input disabled
- wire back in manual mode
- wire forward in manual mode

1. SUPPLY OBLIGATION ARRANGEMENT

The following general terms of business are always to be considered applicable to every order made by the buyer. Therefore, any supply clause written by the buyer on his orders or any other document given to the seller, which may result to be conflicting with the present general conditions, will be considered not written. The buyer has to forward the orders to the seller in writing. The seller reserves the authority to accept telephone and verbal orders. The order is to be considered executed when the buyer receives the written acceptance of the same (order confirmation) by the vendor or, in the absence thereof, automatically 15 days after the order receipt by the seller. All offers and prices are just an indication and are not binding. Therefore the seller considers himself to be bound only to what is declared in his order confirmations.

2. TERMS FOR DELIVERY

The delivery dates indicated by the seller as well as the ones written on the buyers' orders have to be considered just as an indication and are not binding and are subject to the punctual supply by the buyer of all the specifics, to the variations due to the availability of the goods with the suppliers or to reasons of force majeure: delays in the delivery due to said availability variations are not attributable to the seller, who is not in duty bound to the compensation for damages suffered by the buyer. Reasons of force majeure have also to be considered the accidents (industrial injury, disease, etc) and any other circumstances which may cause a total or partial job reduction, as well as the lack of raw materials, troubles with transportation, etc. The seller reserves the authority to suspend the delivery of the goods if the buyer has not seen to the payment of the invoices relative to other supplies whose terms of payment are overdue. The goods are understood as being delivered for all intents and purposes to the buyer from the time they were picked up by the carrier or the buyer himself at the seller's warehouse.

3. PAYMENT AND TERMS OF PAYMENT

The payments have to be made to the seller's domicile and in accordance with the established conditions. In the event of a delay, the due amounts of money will automatically imply the charge of interests based on the official discount rate plus 5 points. In the event of a non-payment, the buyer is to be considered in default without the necessity of any formal notice by the seller. The presence of possible faults and/or defects in the products does not excuse the buyer for suspending the payment of the invoices. Should the client suspend and/or delay the payments, the seller may suspend the supplies, with the authority to consider the contract automatically terminated by rights and to demand for damages.

4. WARRANTY

CARPANO EQUIPMENT guarantees the products for a period of 24 months starting from the delivery date, for a daily work cycle of 8 hours. The warranty is intended ex works CARPANO EQUIPMENT. CARPANO EQUIPMENT guarantees the performance of its products in accordance with the instructions written in the relative manuals. For the products based on job orders, the warranty is pertaining to the specifics agreed with the client.

5. VOID WARRANTY

In case of any tampering or unauthorized intervention the warranty shall be deemed void.

6. LIABILITY FOR DAMAGE

The seller's liability is limited only to the obligations above and it's expressly agreed that the seller does not accept any liability for damages resulting from any cause connected with the use and utilization of the sold products.

CARPANO EQUIPMENT is not responsible and for no reason whatsoever may the expenses be charged for:

- Machine downtime.
- Direct or in direct damage due to the non-operation of the equipment.
- Working hours spent to solve possible problems on the equipment.

7. RESERVATION OF OWNERSHIP

Until the payment in full of any credit resulting from business relations has taken place, included any additional credit and until the payment of bills and cheques has been made, the property in the goods remains in the seller.

8. COMPETENT COURT

It's established that the court of Bologna will be the sole competent court for every dispute relative to this contract.

9. APPLICABLE LAWS

The applicable law is the Italian law.

CARPANO EQUIPMENT Srl
via del Legatore, 7 / 40138 Bologna - Italy
tel. +39 051 6053215 - fax +39 051 6053218
info@carpano.it



CARPANO EQUIPMENT Srl

Via del Legatore, 7 / 40138 Bologna Italy

T. +39 051 6053215 / F. +39 051 6053218

e-mail: info@carpano.it

carpano.it