



  
**CARPANO**  
EQUIPMENT  
welding automation

  
**CARPANO**  
EQUIPMENT  
welding automation

| ENG

# OBV

## Twin-motor Rotators

[carpano.it](http://carpano.it)

# OBY

## Twin-motor Rotators



We reserve the right of modifying the technical features of machinery as stated herein and we do not respond for any printing mistake.

**All rights reserved.** Text and images can be reproduced only after our written authorization.



## OBY

OBY3, OBY8 and OBY15 are twin-motor rotators with capacities 3, 8 and 15ton/set respectively.

Their base consists of strong U profiles assembled by welding, machined and painted.

Guides on which move rolls' brackets are accurately machined to deliver precision on planarity as well as on alignment of rolls' axes.

Rolls consist of a cast iron hub coated with polyurethane (Pu).

Both rolls of power unit are motorized, each of them driven by AC servo-ventilated gear-motor and both controlled by one vector inverter.



The electric cabinet Rollo1-CD is incorporated into the base and it is provided of remote control.

Lorries OBY.C3 for traversing on rails are available to be bolted to the rotator units (4 pc OBY.C3 per unit) even after having bought stationary executions of OBY3, OBY8 and OBY15.


Available upon request are also:

- synchronized power units
- higher speed
- brushless motor with encoder
- rolls made of steel or coated either with rubber or HDNT

## OBY 3 - 3 t/set

OBY3 – Rotator weight capacity 3ton/set

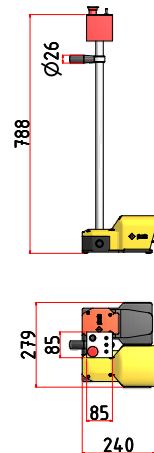
1. OBY3E1F Twin-motor power unit driven by AC Servo – ventilated gear – motors controlled by one vector inverter.
2. OBY3N-F Idle unit.
3. ROLLO1-CD Remote controlled cabinet common to all OBY models (see page 9 for details)
4. Discontinuous adjustment of centre – to – centre distance of rolls by holes stepped at fixed distance and by precision pins.
5. Guides on which move rolls' brackets are accurately machined to deliver precision on planarity as well as on alignment of rolls' axes to minimize drifting of the vessel.



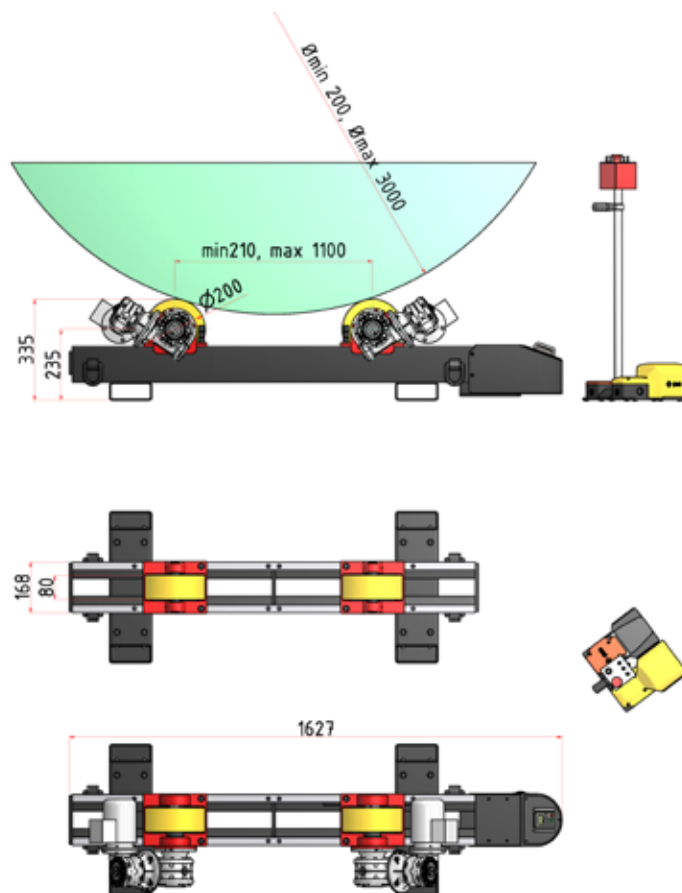
## OBY 3 - technical data

Unit weight capacity	1500 kg
Set weight capacity	3000 kg
C-to-c rolls adjust	discontinuous by holes and pins
Rolls	Ø200 x 80 mm coated with polyurethane
Min / max vessel Ø	200 / 3000 mm
Feeding	230V, one-phase
Power installed	0.18 kVA

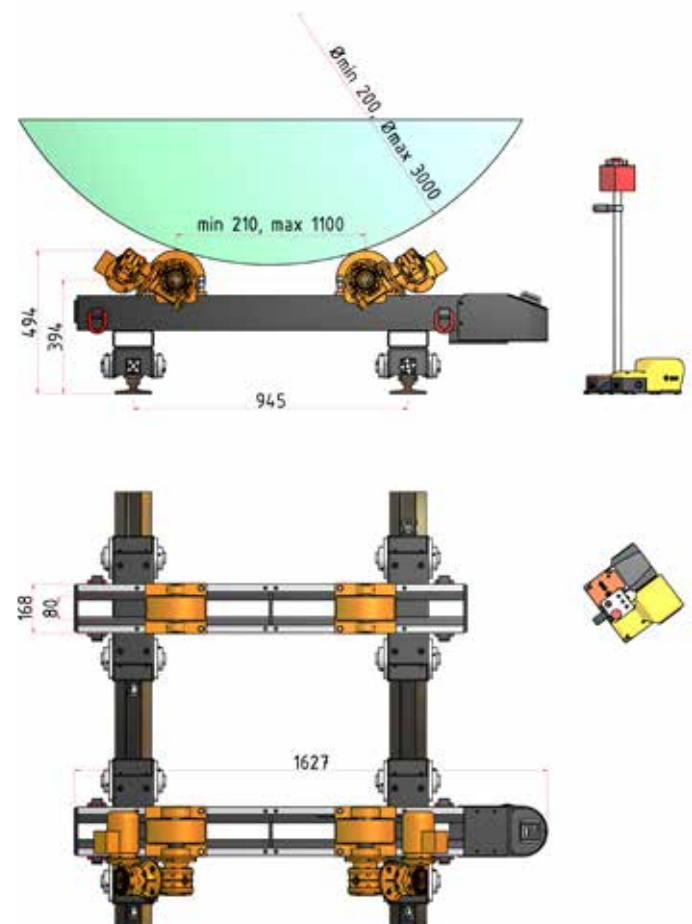
Speed range	100 to 1000 mm/min
Power unit weight	110 kg (150 kg with OBY.C3)
Idle unit weight	70 kg (110 kg with OBY.C3)



### Stationary execution



### On lorries OBY.C3







## **OBY 8 - 8 t/set** **OBY 15 - 15 t/set**

1. OBY8E1F Twin-motor power unit driven driven by AC servo-ventilated gear-motors controlled by one vector inverter.
2. OBY8N-F Idle unit
3. ROLLO1-CD Remote controlled electric cabinet common to all OBY models (see page 9 for details)
4. OBY15E1F Twin-motor power unit driven by AC servo-ventilated gear-motors controlled by one vector inverter.
5. OBY15N-F Idle unit
6. ROLLO1-CD Remote controlled electric Cabinet common to all OBY models (see page 9 for details)
7. Both OBY8 and OBY15 feature continuous centre-to-centre distance of rolls adjustment by screw and hand wheel. An analogue scale shows to the operator the correct rolls' position related to the vessel diameter.
8. Guides on which move rolls' brackets are accurately machined to deliver precision on planarity as well as on alignment of rolls' axes to minimize drifting of the vessel.

### **OBY 8 - Rotator weight capacity 8ton/set**



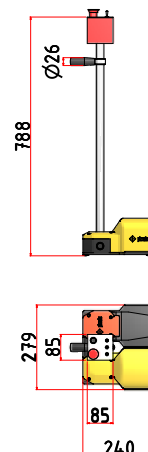
### **Rotator weight capacity 15ton/set**



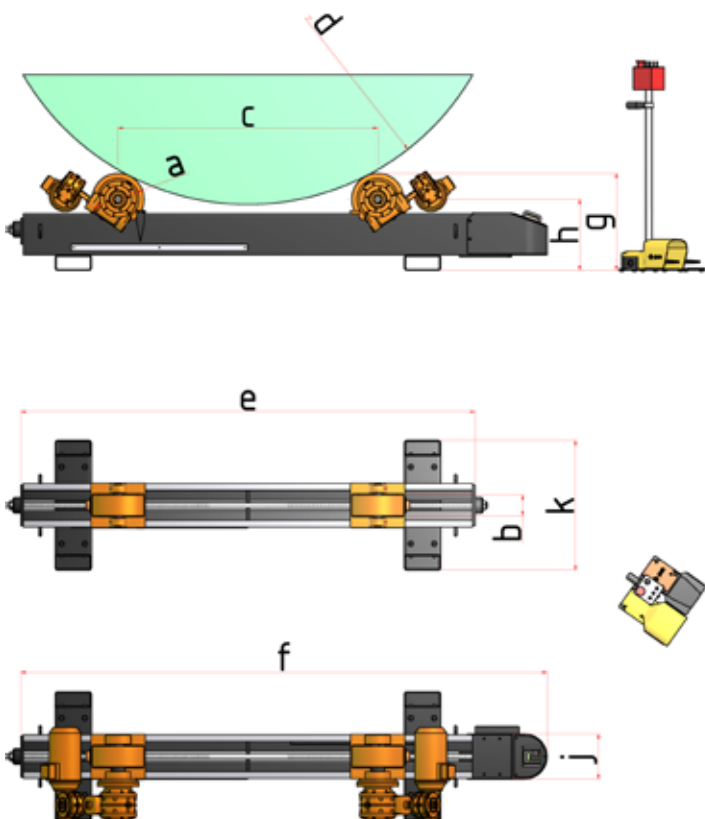
## OBY8 and OBY15 - technical data

Unit weight capacity	<b>OBY8</b> 4000 kg
Set weight capacity	8000 kg
C-to-c rolls adjust	continuous by screw
Rolls	Ø200x80 mm coated Pu
Min / max vessel Ø	200 / 3850mm
Feeding	230V, one-phase
Power installed	0.36 kVA
Speed range	100 to 1000 mm/min
Power unit weight kg	200 (240 with OBY.C3)
Idle unit weight kg	130 (170 with OBY.C3)

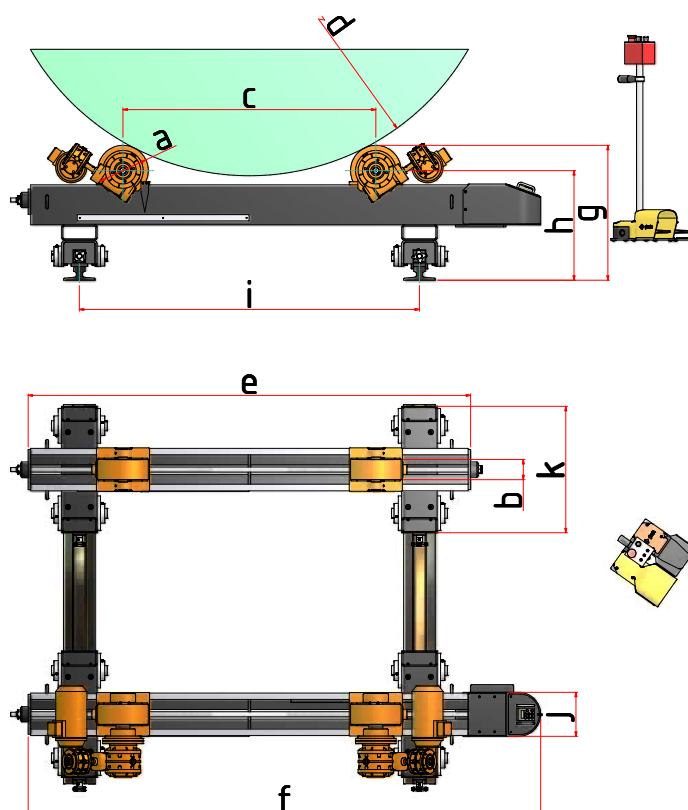
Unit weight capacity	<b>OBY15</b> 7500 kg
Set weight capacity	15000 kg
C-to-c rolls adjust	continuous by screw
Rolls	Ø250x100 mm coated Pu
Min / max vessel Ø	250 / 4000 mm
Feeding	230 V, one-phase
Power installed	0.74 kVA
Speed range	100 to 1000 mm/min
Power unit weight kg	250 (290 with OBY.C3)
Idle unit weight kg	180 (220 with OBY.C3)



### Stationary execution



### On lorries OBY.C3




	a	b	c	d	e	f	g	h	j	k	i	power unit weight	idler weight
<b>OBY 8</b>	200	80	210/1500	200/3850	1750	2027	534	434	174	500	1345	200	130
<b>OBY15</b>	250	100	290/1550	250/4000	1970	2266	594	469	212	500	1345	250	180

Dimensions in mm, weights in kg.

## OBY.C3 - Idle lorries for traversing on rails

Lorries OBY.C3 for traversing on rails can be bolted to the rotator units (4 pc OBY.C3 per unit) even after having bought stationary executions of OBY3, OBY8 and OBY15.

1. Lorry OBY.C3
2. Brake on 2 wheels
3. Bolting of lorry to the foot of OBY rotator unit






## Rollo 1-CD


Rollo1-CD is the electric cabinet incorporated into the power unit base and provided of start/stop foot switches and of controls of all the remaining functions grouped at the top of a stand:

1. Rollo1-CD
2. Start foot switch (4 steps)
3. Stop foot switch
4. Emergency
5. 10 turns potentiometer
6. Select speed preset or maximum
7. Select rotation direction
8. Weld on / off



Power cabinet - Feeding 230V, one-phase

9. Display monitoring speed in cm/min and key board for programming the inverter
10. Main switch, with plug for connecting 5m feeding cable Included
11. Connector to power source weld on / off
12. Connector to remote control





## NOTE

[illegible]

## 1. SUPPLY OBLIGATION ARRANGEMENT

The following general terms of business are always to be considered applicable to every order made by the buyer. Therefore, any supply clause written by the buyer on his orders or any other document given to the seller, which may result to be conflicting with the present general conditions, will be considered not written. The buyer has to forward the orders to the seller in writing. The seller reserves the authority to accept telephone and verbal orders. The order is to be considered executed when the buyer receives the written acceptance of the same (order confirmation) by the vendor or, in the absence thereof, automatically 15 days after the order receipt by the seller. All offers and prices are just an indication and are not binding. Therefore the seller considers himself to be bound only to what is declared in his order confirmations.

## 2. TERMS FOR DELIVERY

The delivery dates indicated by the seller as well as the ones written on the buyers' orders have to be considered just as an indication and are not binding and are subject to the punctual supply by the buyer of all the specifics, to the variations due to the availability of the goods with the suppliers or to reasons of force majeure: delays in the delivery due to said availability variations are not attributable to the seller, who is not in duty bound to the compensation for damages suffered by the buyer. Reasons of force majeure have also to be considered the accidents (industrial injury, disease, etc) and any other circumstances which may cause a total or partial job reduction, as well as the lack of raw materials, troubles with transportation, etc. The seller reserves the authority to suspend the delivery of the goods if the buyer has not seen to the payment of the invoices relative to other supplies whose terms of payment are overdue. The goods are understood as being delivered for all intents and purposes to the buyer from the time they were picked up by the carrier or the buyer himself at the seller's warehouse.

## 3. PAYMENT AND TERMS OF PAYMENT

The payments have to be made to the seller's domicile and in accordance with the established conditions. In the event of a delay, the due amounts of money will automatically imply the charge of interests based on the official discount rate plus 5 points. In the event of a non-payment, the buyer is to be considered in default without the necessity of any formal notice by the seller. The presence of possible faults and/or defects in the products does not excuse the buyer for suspending the payment of the invoices. Should the client suspend and/or delay the payments, the seller may suspend the supplies, with the authority to consider the contract automatically terminated by rights and to demand for damages.

## 4. WARRANTY

CARPANO EQUIPMENT guarantees the products for a period of 24 months starting from the delivery date, for a daily work cycle of 8 hours. The warranty is intended ex works CARPANO EQUIPMENT. CARPANO EQUIPMENT guarantees the performance of its products in accordance with the instructions written in the relative manuals. For the products based on job orders, the warranty is pertaining to the specifics agreed with the client.

## 5. VOID WARRANTY

In case of any tampering or unauthorized intervention the warranty shall be deemed void.

## 6. LIABILITY FOR DAMAGE

The seller's liability is limited only to the obligations above and it's expressly agreed that the seller does not accept any liability for damages resulting from any cause connected with the use and utilization of the sold products.

CARPANO EQUIPMENT is not responsible and for no reason whatsoever may the expenses be charged for:

- Machine downtime.
- Direct or in direct damage due to the non-operation of the equipment.
- Working hours spent to solve possible problems on the equipment.

## 7. RESERVATION OF OWNERSHIP

Until the payment in full of any credit resulting from business relations has taken place, included any additional credit and until the payment of bills and cheques has been made, the property in the goods remains in the seller.

## 8. COMPETENT COURT

It's established that the court of Bologna will be the sole competent court for every dispute relative to this contract.

## 9. APPLICABLE LAWS

The applicable law is the Italian law.

**CARPANO EQUIPMENT Srl**  
via del Legatore, 1 40138 Bologna - Italy  
tel. +39 051 6053215 - fax +39 051 6053218  
info@carpano.it

[www.carpano.it](http://www.carpano.it)





**CARPANO EQUIPMENT Srl**

Via del Legatore, 1 / 40138 Bologna Italy

T. +39 051 6053215 / F. +39 051 6053218

e-mail: [info@carpano.it](mailto:info@carpano.it)

**carpano.it**